



Wealthcare
Securities Pvt. Ltd.
Relationship Beyond Investment



Nominated for
CNBC Financial Advisor awards



Model Portfolio

Prepared by: WealthcareSecurities Pvt. Ltd.

June 2018

A-54A, Lower Ground Floor, Lajpat Nagar-II, New Delhi-

110024



Table of Contents

Conservative Portfolio	2
Portfolio Allocation.....	2
Portfolio Components & Investment Amount.....	2
Moderately Conservative Portfolio	3
Portfolio Allocation.....	3
Portfolio Components & Investment Amount.....	3
Balanced Portfolio.....	4
Portfolio Allocation.....	4
Portfolio Components& Investment Amount.....	4
Moderately Aggressive Portfolio	5
Portfolio Allocation.....	5
Portfolio Components & Investment Amount.....	5
Aggressive Portfolio	6
Portfolio Allocation.....	6
Portfolio Components & Investment Amount:.....	6
Aggressive Global Portfolio	7
Portfolio Allocation.....	7
Portfolio Components & Investment Amount.....	7



Conservative Portfolio

Total Investment	10,000,000.00	No. of Funds	5
Portfolio Value	14,903,166.16	Portfolio CAGR since Inception	8.93%

Portfolio Allocation

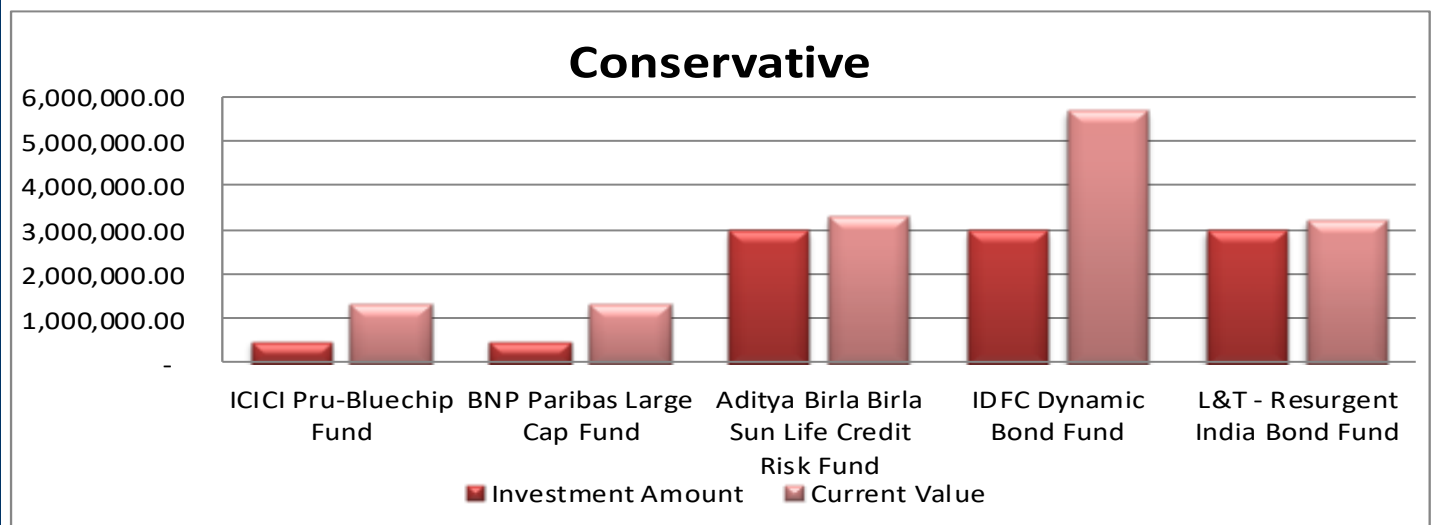


■ Debt ■ Equity

Assets	Percentage Allocation
Debt	90%
Equity	10%

Portfolio Components & Investment Amount

Asset Class	Funds	Investment Amount	Current Value
Equity	ICICI Pru-Bluechip Fund	500,000.00	1,363,386.09
Equity	BNP Paribas Large Cap Fund	500,000.00	1,329,237.19
Debt	Aditya Birla Birla Sun Life Credit Risk Fund	3,000,000.00	3,307,856.72
Debt	IDFC Dynamic Bond Fund	3,000,000.00	5,692,637.93
Debt	L&T - Resurgent India Bond Fund	3,000,000.00	3,210,048.23

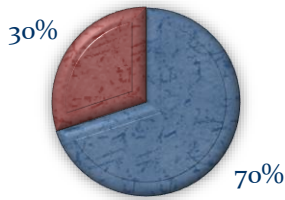




Moderately Conservative Portfolio

Total Investment	9,999,999.00	No. of Funds	6
Portfolio Value	15,735,912.85	Portfolio CAGR since Inception	9.73%

Portfolio Allocation



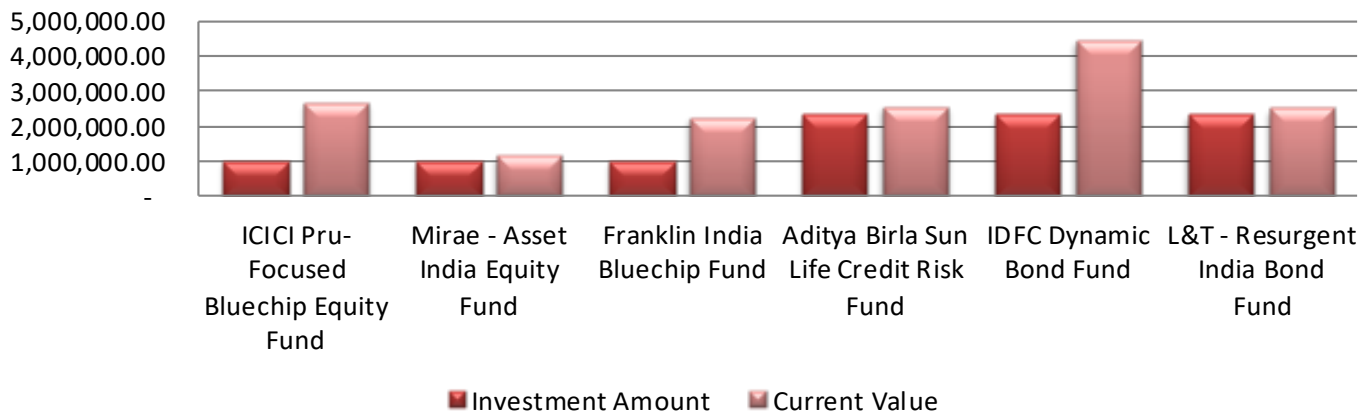
■ Debt
 ■ Equity

Assets	Percentage Allocation
Debt	70%
Equity	30%

Portfolio Components & Investment Amount

Asset Class	Funds	Investment Amount	Current Value
Equity	ICICI Pru Bluechip Fund	1,000,000.00	2,726,772.21
Equity	Mirae - Asset India Equity Fund	1,000,000.00	1,202,130.70
Equity	Franklin India Bluechip Fund	1,000,000.00	2,309,922.38
Debt	Aditya Birla Sun Life Credit Risk Fund	2,333,333.00	2,572,777.08
Debt	IDFC Dynamic Bond Fund	2,333,333.00	4,427,606.65
Debt	L&T - Resurgent India Bond Fund	2,333,333.00	2,496,703.83

Moderately Conservative

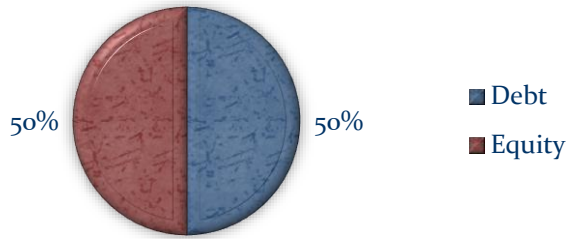




Balanced Portfolio

Total Investment	9,999,999.00	No. of Funds	6
Portfolio Value	17,181,674.04	Portfolio CAGR since Inception	10.67%

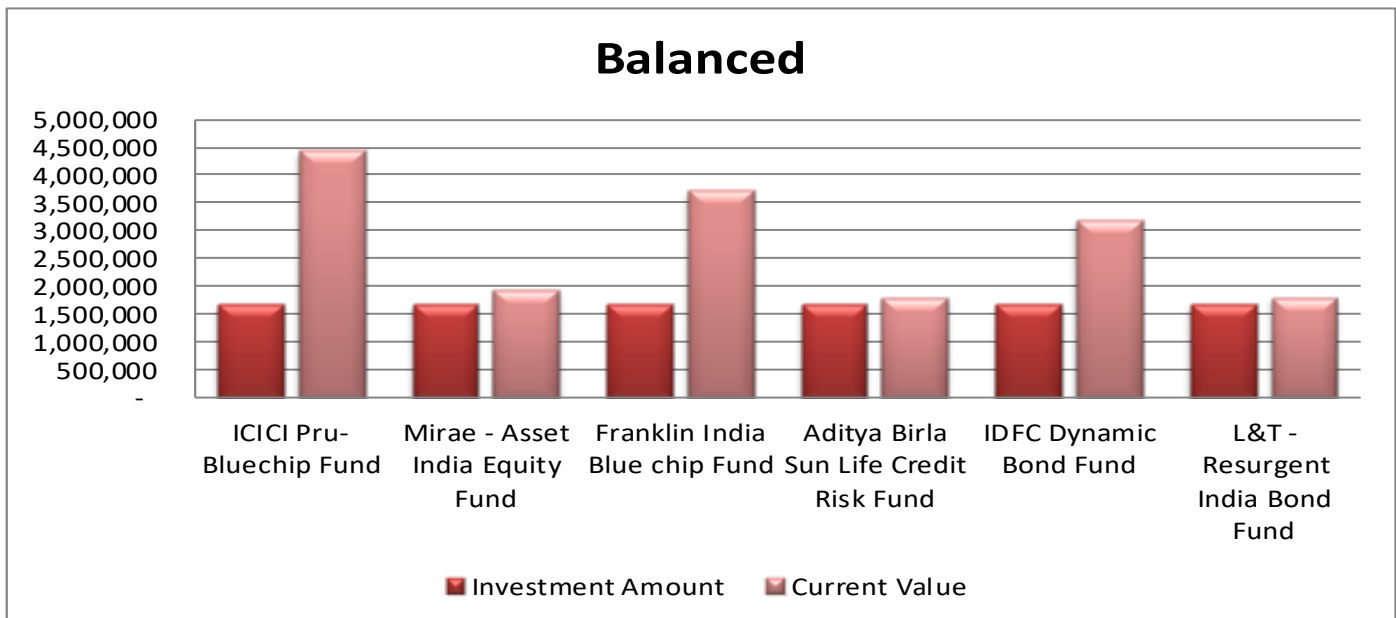
Portfolio Allocation



Assets	Percentage Allocation
Debt	50%
Equity	50%

Portfolio Components & Investment Amount

Asset Class	Funds	Investment Amount	Current Value
Equity	ICICI Pru - Bluechip Fund	1,666,666.00	4,544,618.52
Equity	Mirae - Asset India Equity Fund	1,666,667.00	2,003,551.54
Equity	Franklin India Blue chip Fund	1,666,666.00	3,849,869.58
Debt	Aditya Birla Sun Life Credit Risk Fund	1,666,667.00	1,837,698.55
Debt	IDFC Dynamic Bond Fund	1,666,666.00	3,162,575.36
Debt	L&T - Resurgent India Bond Fund	1,666,667.00	1,783,360.49

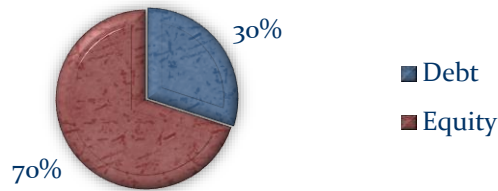




Moderately Aggressive Portfolio

Total Investment	10,000,000.00	No. of Funds	7
Portfolio Value	17,565,056.18	Portfolio CAGR since Inception	11.85%

Portfolio Allocation



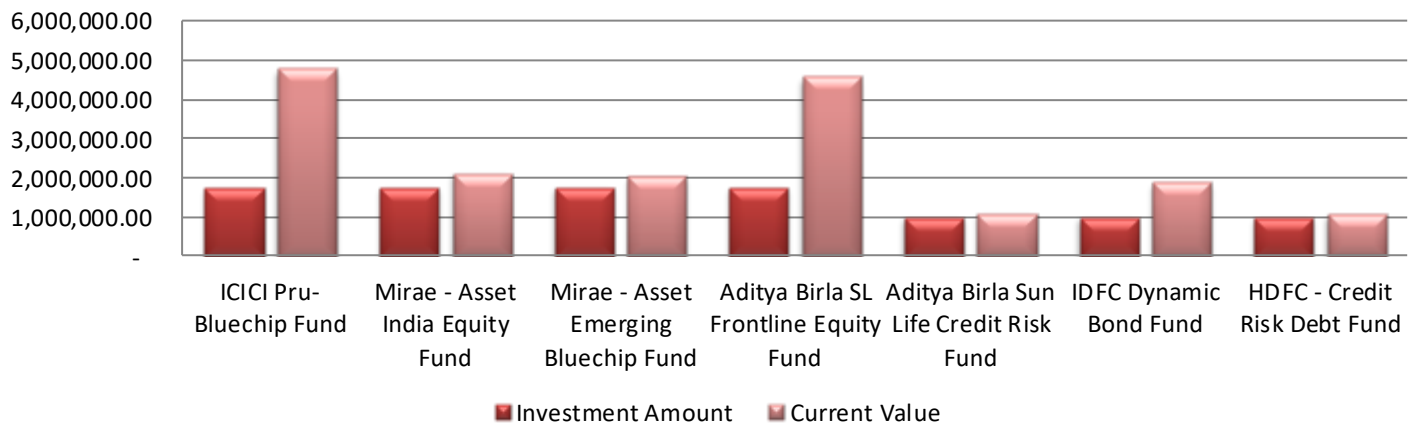
Assets	Percentage Allocation
Debt	30%
Equity	70%

Portfolio Components & Investment Amount

Moderately Aggressive

Asset Class	Funds	Investment Amount	Current Value
Equity	ICICI Pru- Bluechip Fund	1,750,000.00	4,771,851.34
Equity	Mirae - Asset India Equity Fund	1,750,000.00	2,103,728.71
Equity	Mirae - Asset Emerging Bluechip Fund	1,750,000.00	2,049,209.88
Equity	Aditya Birla SL Frontline Equity Fund	1,750,000.00	4,569,563.19
Debt	Aditya Birla Sun Life Credit Risk Fund	1,000,000.00	1,102,618.91
Debt	IDFC Dynamic Bond Fund	1,000,000.00	1,897,545.97
Debt	HDFC - Credit Risk Debt Fund	1,000,000.00	1,070,538.18

Moderately Aggressive

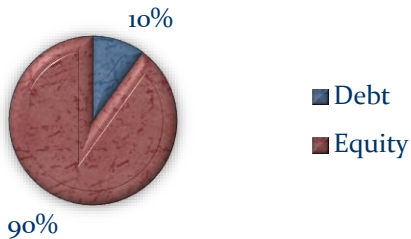




Aggressive Portfolio

Total Investment	9,999,999	No. of Funds	7
Portfolio Value	18,972,454.78	Portfolio CAGR since Inception	12.54%

Portfolio Allocation



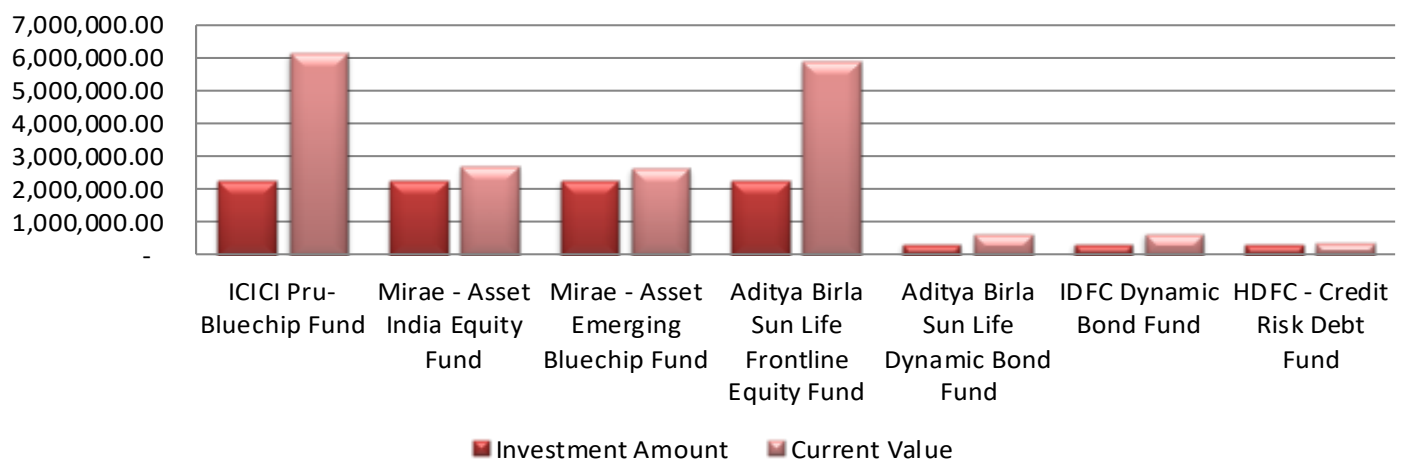
Assets	Percentage Allocation
Debt	10%
Equity	90%

Portfolio Components & Investment Amount

Aggressive

Asset Class	Funds	Investment Amount	Current Value
Equity	ICICI Pru- Bluechip Fund	2,250,000.00	6,135,237.43
Equity	Mirae - Asset India Equity Fund	2,250,000.00	2,704,794.06
Equity	Mirae - Asset Emerging Bluechip Fund	2,250,000.00	2,634,698.45
Equity	Aditya Birla Sun Life Frontline Equity Fund	2,250,000.00	5,875,152.46
Debt	Aditya Birla Sun Life Dynamic Bond Fund	333,333.00	633,211.99
Debt	IDFC Dynamic Bond Fund	333,333.00	632,514.69
Debt	HDFC - Credit Risk Debt Fund	333,333.00	356,845.70

Aggressive






Aggressive Global Portfolio

Total Investment	9,999,999.00	No. of Funds	10
Portfolio Value	19,425,176.48	Portfolio CAGR since Inception	11.98%

Portfolio Allocation



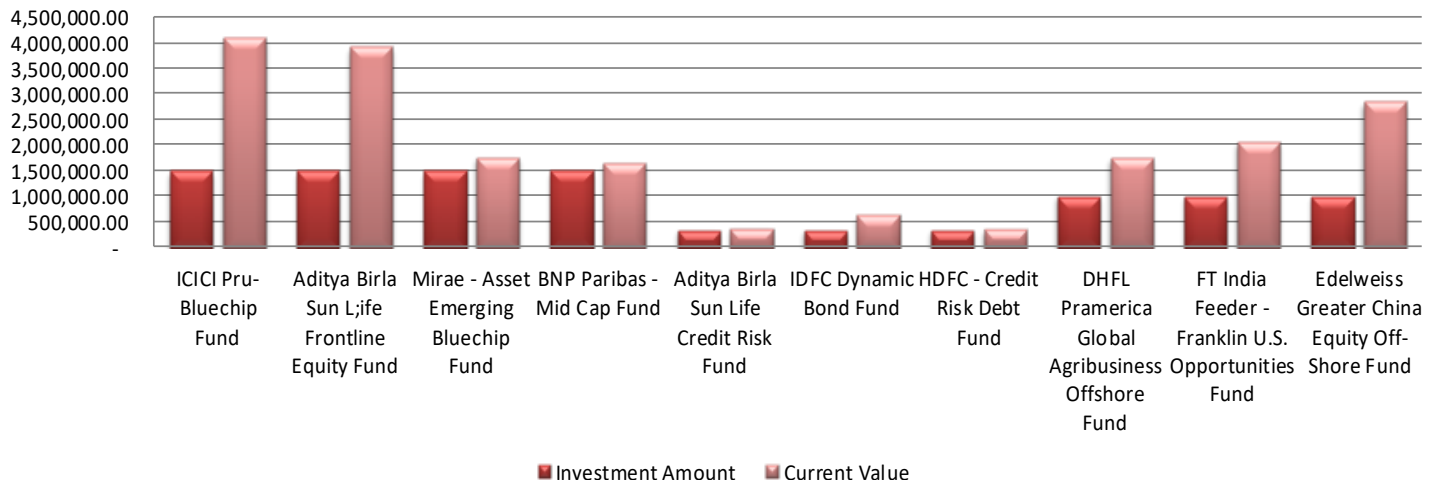
Assets	Percentage Allocation
Debt	10%
Domestic Equity	60%
International Equity	30%

Portfolio Components & Investment Amount

Aggressive Global

Asset Class	Funds	Investment Amount	Current Value
Domestic	ICICI Pru- Bluechip Fund	1,500,000.00	4,090,158.30
Domestic	Aditya Birla Sun Life Frontline Equity Fund	1,500,000.00	3,916,768.45
Domestic	Mirae - Asset Emerging Bluechip Fund	1,500,000.00	1,756,465.62
Domestic	BNP Paribas - Mid Cap Fund	1,500,000.00	1,659,663.42
Debt	Aditya Birla Sun Life Credit Risk Fund	333,333.00	367,539.27
Debt	IDFC Dynamic Bond Fund	333,333.00	632,514.69
Debt	HDFC - Credit Risk Debt Fund	333,333.00	356,845.70
Global	DHFL Pramerica Global Agribusiness Offshore Fund	1,000,000.00	1,743,070.36
Global	FT India Feeder - Franklin U.S. Opportunities Fund	1,000,000.00	2,058,589.90
Global	Edelweiss Greater China Equity Off-Shore Fund	1,000,000.00	2,843,560.77

Aggressive Global



Thank You

Assumptions:

Start date is considered for all the schemes of 02-Aug-2010. Schemes: Birla SL Dynamic Bond Fund, Tata Dynamic Bond Fund, BNP Paribas Equity Fund, Franklin India Blue chip Fund has been sold at 28-Feb-2017 and new scheme that are purchased at the place of sold schemes, on 1-March-2017 are Birla Sun Life Corporate Bond Fund, L&T - Resurgent India Corporate Bond Fund, Mirae - Asset India Opp Fund, Mirae - Asset Emerging Blue-chip Fund, HDFC - Corporate Debt Opportunities Fund.

Disclaimer:

This Model portfolio is prepared on the basis of information provided by internal source and certain assumptions made by us are disclosed in the section of assumptions. Mutual fund investments are subject to market risks. Please read the scheme information and other related documents carefully before investing. Past performance is not indicative of future returns. Please consider your specific investment requirements before choosing a fund, or designing a portfolio that suits your needs.