



Wealthcare



Nominated for
CNBC Financial Advisor awards



Model Portfolio

Prepared by: WealthcareSecurities Pvt. Ltd.

Jun 2017

A-54A, Lower Ground Floor, Lajpat Nagar-II, New Delhi-

110024



Wealthcare



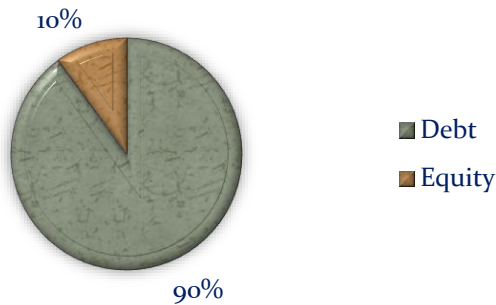
Nominated for CNBC Financial Advisor awards



Conservative Portfolio.

Total Investment	10,000,000	No. of Funds	5
Portfolio Value	14,513,038	Portfolio CAGR since Inception	11.05%

Portfolio Allocation:



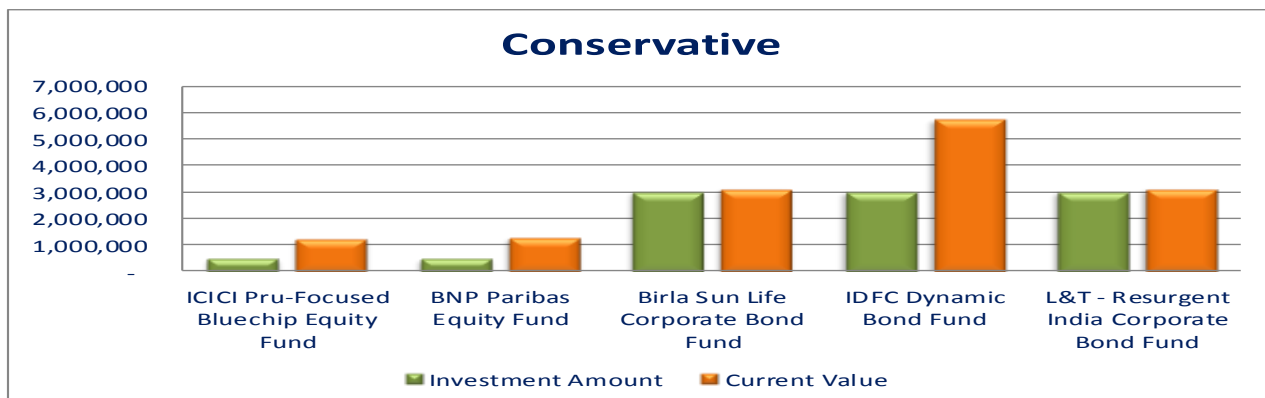
Assets	Percentage Allocation
Debt	90%
Equity	10%

Portfolio Components & Investment Amount

Conservative

Asset Class	Funds	Investment Amount	Current Value
Equity	ICICI Pru-Focused Bluechip Equity Fund	500,000	1,244,666
Equity	BNP Paribas Equity Fund	500,000	1,297,159
Debt	Birla Sun Life Corporate Bond Fund	3,000,000	3,123,984
Debt	IDFC Dynamic Bond Fund	3,000,000	5,735,043
Debt	L&T - Resurgent India Corporate Bond Fund	3,000,000	3,112,185

Conservative





Wealthcare



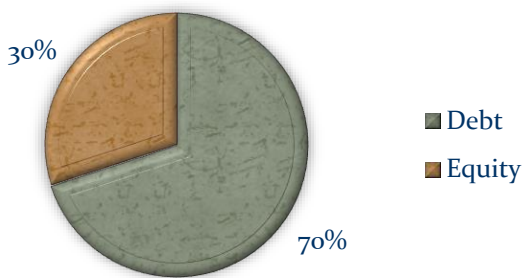
Nominated for CNBC Financial Advisor awards



Moderately Conservative Portfolio

Total Investment	10,000,000	No. of Funds	6
Portfolio Value	15,094,504	Portfolio CAGR since Inception	11.59%

Portfolio Allocation:

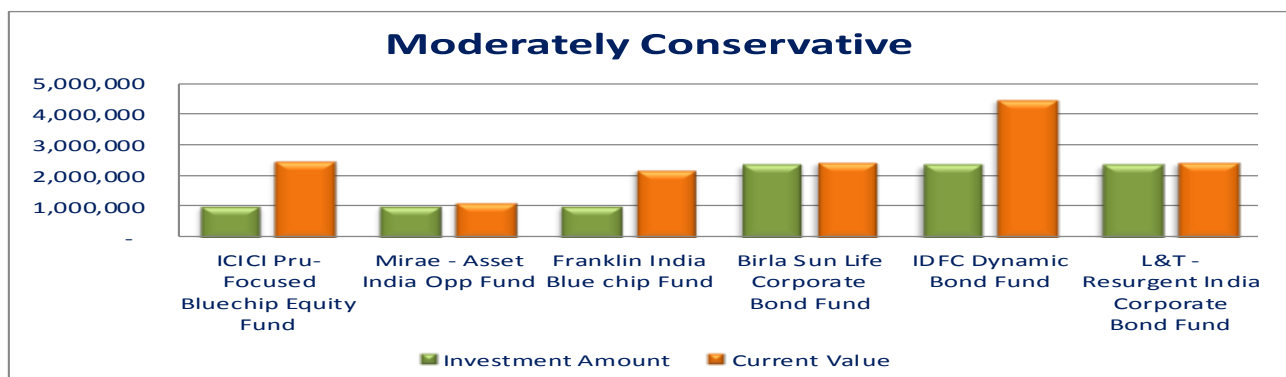


Assets	Percentage Allocation
Debt	70%
Equity	30%

Portfolio Components & Investment Amount

Moderately Conservative

Asset Class	Funds	Investment Amount	Current Value
Equity	ICICI Pru-Focused Bluechip Equity Fund	1,000,000	2,489,332
Equity	Mirae - Asset India Opp Fund	1,000,000	1,103,431
Equity	Franklin India Blue chip Fund	1,000,000	2,190,799
Debt	Birla Sun Life Corporate Bond Fund	2,333,333	2,429,765
Debt	IDFC Dynamic Bond Fund	2,333,333	4,460,589
Debt	L&T - Resurgent India Corporate Bond Fund	2,333,333	2,420,588





Wealthcare




Nominated for
CNBC Financial Advisor awards



Balanced Portfolio.

Total Investment	10,000,000	No. of Funds	6
Portfolio Value	16,289,941	Portfolio CAGR since Inception	12.30%

Portfolio Allocation

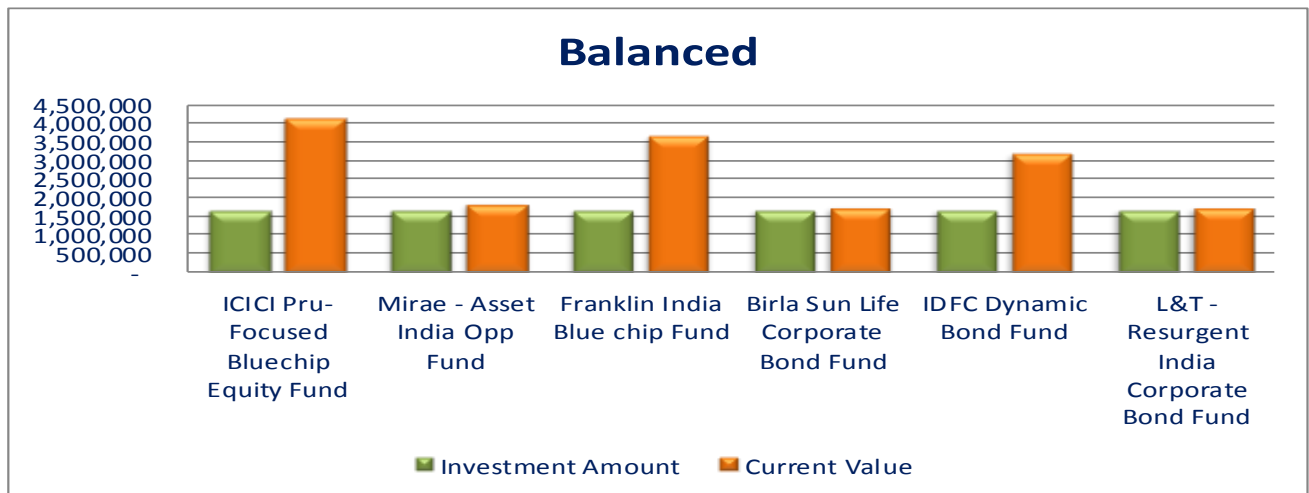


Assets	Percentage Allocation
Debt	50%
Equity	50%

Portfolio Components & Investment Amount

Balanced

Asset Class	Funds	Investment Amount	Current Value
Equity	ICICI Pru-Focused Bluechip Equity Fund	1,666,667	4,148,886
Equity	Mirae - Asset India Opp Fund	1,666,667	1,839,053
Equity	Franklin India Blue chip Fund	1,666,667	3,651,330
Debt	Birla Sun Life Corporate Bond Fund	1,666,667	1,735,547
Debt	IDFC Dynamic Bond Fund	1,666,667	3,186,134
Debt	L&T - Resurgent India Corporate Bond Fund	1,666,667	1,728,992





Wealthcare



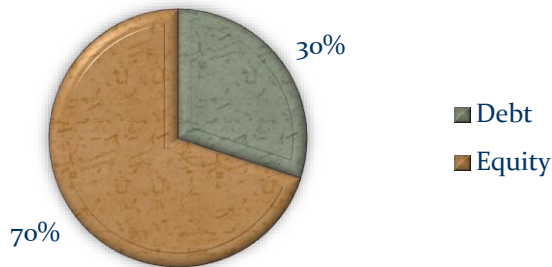
Nominated for
CNBC Financial Advisor awards



Moderately Aggressive Portfolio:

Total Investment	10,000,000	No. of Funds	7
Portfolio Value	16,572,137	Portfolio CAGR since Inception	13.97%

Portfolio Allocation:

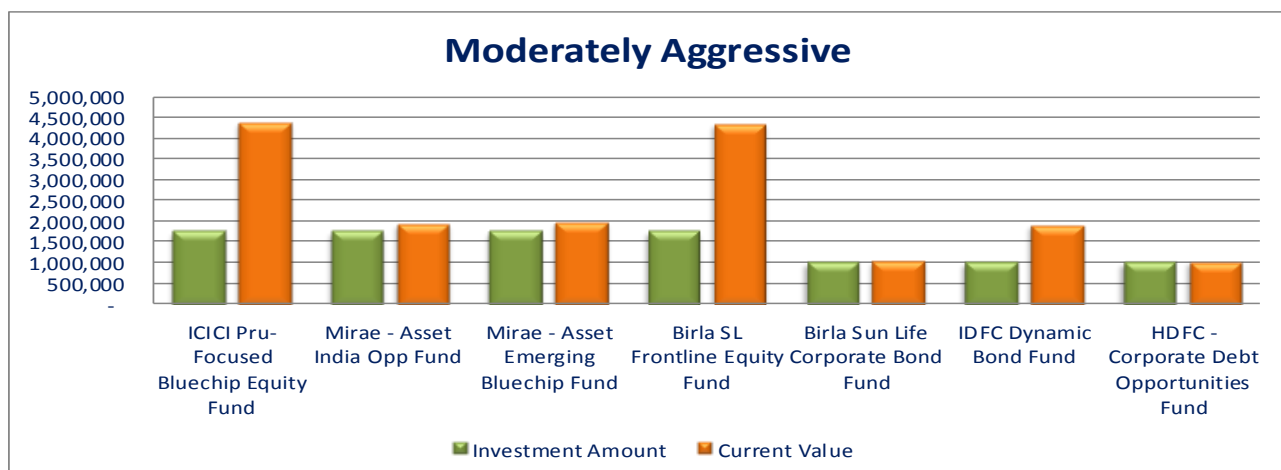


Assets	Percentage Allocation
Debt	30%
Equity	70%

Portfolio Components & Investment Amount:

Moderately Aggressive

Asset Class	Funds	Investment Amount	Current Value
Equity	ICICI Pru-Focused Bluechip Equity Fund	1,750,000	4,356,332
Equity	Mirae - Asset India Opp Fund	1,750,000	1,931,005
Equity	Mirae - Asset Emerging Bluechip Fund	1,750,000	1,975,524
Equity	Birla SL Frontline Equity Fund	1,750,000	4,326,733
Debt	Birla Sun Life Corporate Bond Fund	1,000,000	1,041,328
Debt	IDFC Dynamic Bond Fund	1,000,000	1,911,681
Debt	HDFC - Corporate Debt Opportunities Fund	1,000,000	1,029,535





Wealthcare



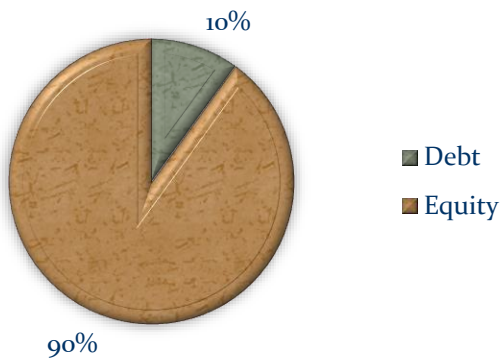
Nominated for
CNBC Financial Advisor awards



Aggressive Portfolio:

Total Investment	10,000,000	No. of Funds	7
Portfolio Value	17,805,482	Portfolio CAGR since Inception	14.49%

Portfolio Allocation:

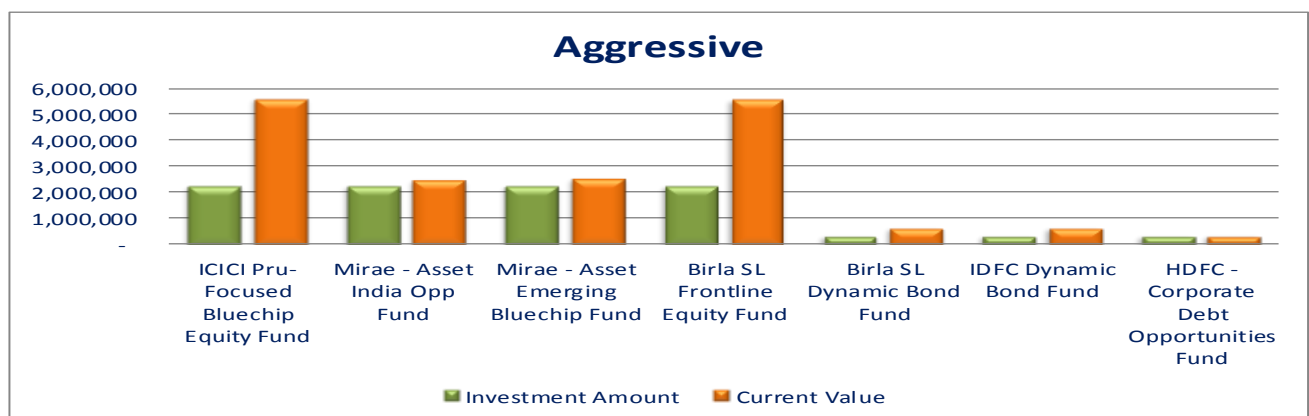


Assets	Percentage Allocation
Debt	10%
Equity	90%

Portfolio Components & Investment Amount:

Aggressive

Asset Class	Funds	Investment Amount	Current Value
Equity	ICICI Pru-Focused Bluechip Equity Fund	2,250,000	5,600,998
Equity	Mirae - Asset India Opp Fund	2,250,000	2,482,721
Equity	Mirae - Asset Emerging Bluechip Fund	2,250,000	2,539,959
Equity	Birla SL Frontline Equity Fund	2,250,000	5,562,942
Debt	Birla SL Dynamic Bond Fund	333,333	638,458
Debt	IDFC Dynamic Bond Fund	333,333	637,226
Debt	HDFC - Corporate Debt Opportunities Fund	333,333	343,178





Wealthcare



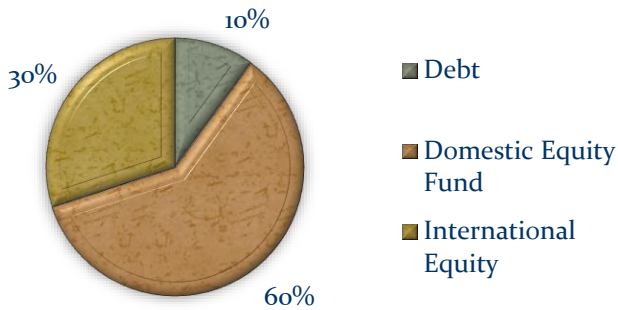
Nominated for CNBC Financial Advisor awards



Aggressive Global Portfolio:

Total Investment	10,000,000	No. of Funds	10
Portfolio Value	17,501,150	Portfolio CAGR since Inception	12.83%

Portfolio Allocation:



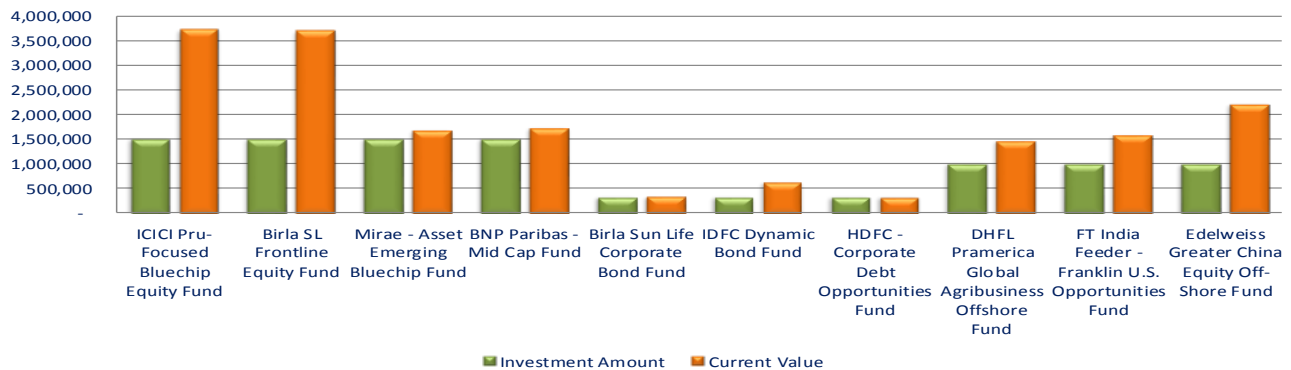
Assets	Percentage Allocation
Debt	10%
Domestic Equity	60%
International Equity	30%

Portfolio Components & Investment Amount:

Aggressive Global

Asset Class	Funds	Investment Amount	Current Value
Domestic	ICICI Pru-Focused Bluechip Equity Fund	1,500,000	3,733,999
Domestic	Birla SL Frontline Equity Fund	1,500,000	3,708,628
Domestic	Mirae - Asset Emerging Bluechip Fund	1,500,000	1,693,306
Domestic	BNP Paribas - Mid Cap Fund	1,500,000	1,737,934
Debt	Birla Sun Life Corporate Bond Fund	333,333	347,109
Debt	IDFC Dynamic Bond Fund	333,333	637,226
Debt	HDFC - Corporate Debt Opportunities Fund	333,333	343,178
Global	DHFL Pramerica Global Agribusiness Offshore Fund	1,000,000	1,486,141
Global	FT India Feeder - Franklin U.S. Opportunities Fund	1,000,000	1,591,183
Global	Edelweiss Greater China Equity Off-Shore Fund	1,000,000	2,222,447

Aggressive Global



Thank You

Assumptions:

Start date is considered for all the schemes of 02-Aug-2010. Schemes: Birla SL Dynamic Bond Fund, Tata Dynamic Bond Fund, BNP Paribas Equity Fund, Franklin India Blue chip Fund has been sold at 28-Feb-2017 and new scheme that are purchased at the place of sold schemes, on 1-March-2017 are Birla Sun Life Corporate Bond Fund, L&T - Resurgent India Corporate Bond Fund, Mirae - Asset India Opp Fund, Mirae - Asset Emerging Bluechip Fund, HDFC - Corporate Debt Opportunities Fund,

Disclaimer:

This Model portfolio is prepared on the basis of information provided by internal sources and certain assumptions made by us are disclosed in the section of assumptions.

These assumptions and information will change over time. Also, the figures are based on the current laws which may be subject to change. All investments in Mutual Funds carry risk of loss of principal. No returns are guaranteed; all projections are indicative and subject to market fluctuations.