



Wealthcare
Securities Pvt. Ltd.
Relationship Beyond Investment



Nominated for
CNBC Financial Advisor awards



Model Portfolio

Prepared by: WealthcareSecurities Pvt. Ltd.

Dec 2017

A-54A, Lower Ground Floor, Lajpat Nagar-II, New Delhi-

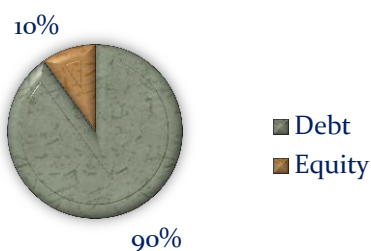
110024



Conservative Portfolio

Total Investment	10,000,000	No. of Funds	5
Portfolio Value	14,836,653.57	Portfolio CAGR since Inception	9.94%

Portfolio Allocation:



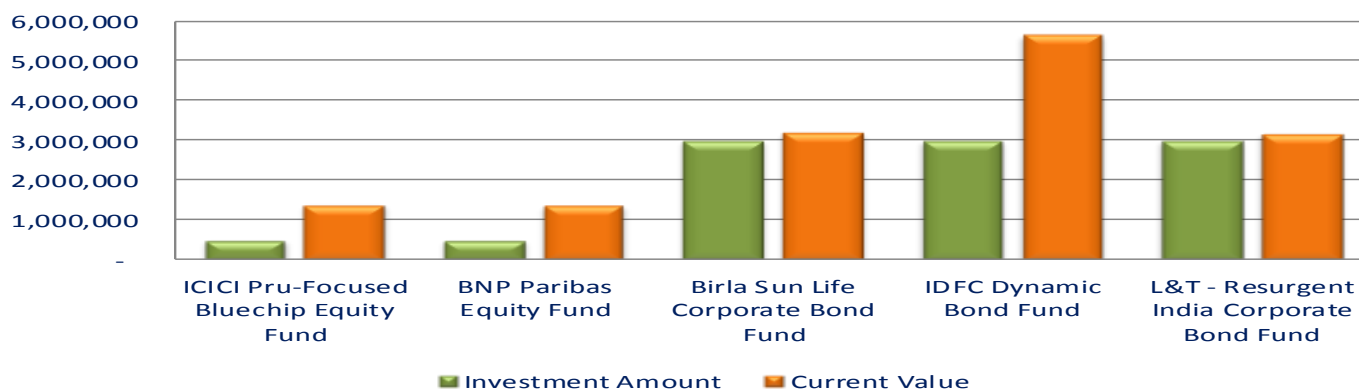
Assets	Percentage Allocation
Debt	90%
Equity	10%

Portfolio Components & Investment Amount

Conservative

Asset Class	Funds	Investment Amount	Current Value
Equity	ICICI Pru-Focused Bluechip Equity Fund	500,000	1,406,056.42
Equity	BNP Paribas Equity Fund	500,000	1,380,306.45
Debt	Birla Sun Life Corporate Bond Fund	3,000,000	3,208,938.07
Debt	IDFC Dynamic Bond Fund	3,000,000	5,665,715.71
Debt	L&T - Resurgent India Corporate Bond Fund	3,000,000	3,175,636.92

Conservative





Wealthcare




Nominated for
CNBC Financial Advisor awards



Moderately Conservative Portfolio

Total Investment	10,000,000	No. of Funds	6
Portfolio Value	15,824,069.12	Portfolio CAGR since Inception	11.13%

Portfolio Allocation:

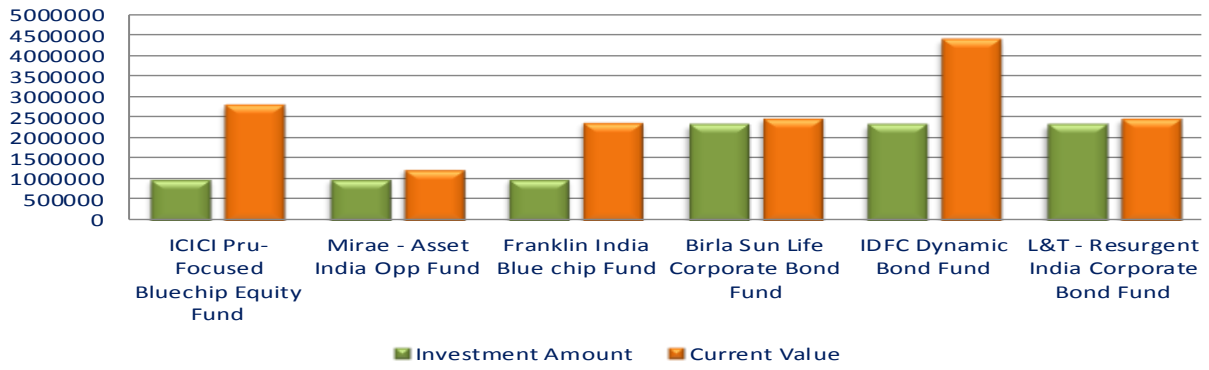


Assets	Percentage Allocation
Debt	70%
Equity	30%

Portfolio Components & Investment Amount

Moderately Conservative			
Asset Class	Funds	Investment Amount	Current Value
Equity	ICICI Pru-Focused Bluechip Equity Fund	1000000	2812112.89
Equity	Mirae - Asset India Opp Fund	1000000	1252967.2
Equity	Franklin India Blue chip Fund	1000000	2386542.05
Debt	Birla Sun Life Corporate Bond Fund	2333333.33	2495840.36
Debt	IDFC Dynamic Bond Fund	2333333.33	4406667.14
Debt	L&T - Resurgent India Corporate Bond Fund	2333333.33	2469939.48


Moderately Conservative



Balanced Portfolio:

Total Investment	10,000,000	No. of Funds	6
Portfolio Value	17,447,306.38	Portfolio CAGR since Inception	12.34%

Portfolio Allocation



Assets	Percentage Allocation
Debt	50%
Equity	50%

Portfolio Components & Investment Amount

Balanced

Asset Class	Funds	Investment Amount	Current Value
Equity	ICICI Pru-Focused Bluechip Equity Fund	1,666,667	4,686,852.92
Equity	Mirae - Asset India Opp Fund	1,666,667	2,088,279.06
Equity	Franklin India Blue chip Fund	1,666,667	3,977,569.00
Debt	Birla Sun Life Corporate Bond Fund	1,666,667	1,782,743.73
Debt	IDFC Dynamic Bond Fund	1,666,667	3,147,618.58
Debt	L&T - Resurgent India Corporate Bond Fund	1,666,667	1,764,243.09



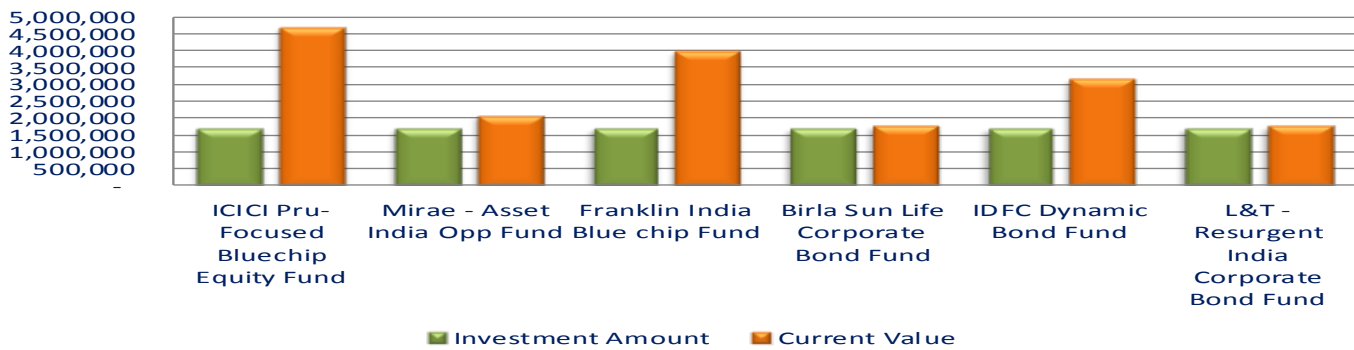
Wealthcare



Nominated for CNBC Financial Advisor awards



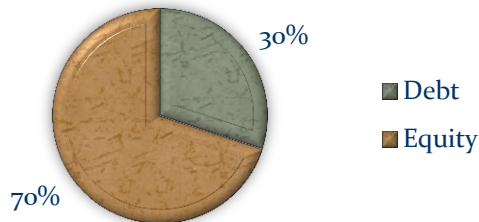
Balanced



Moderately Aggressive Portfolio:

Total Investment	10,000,000	No. of Funds	7
Portfolio Value	18,164,628.43	Portfolio CAGR since Inception	14.62%

Portfolio Allocation:



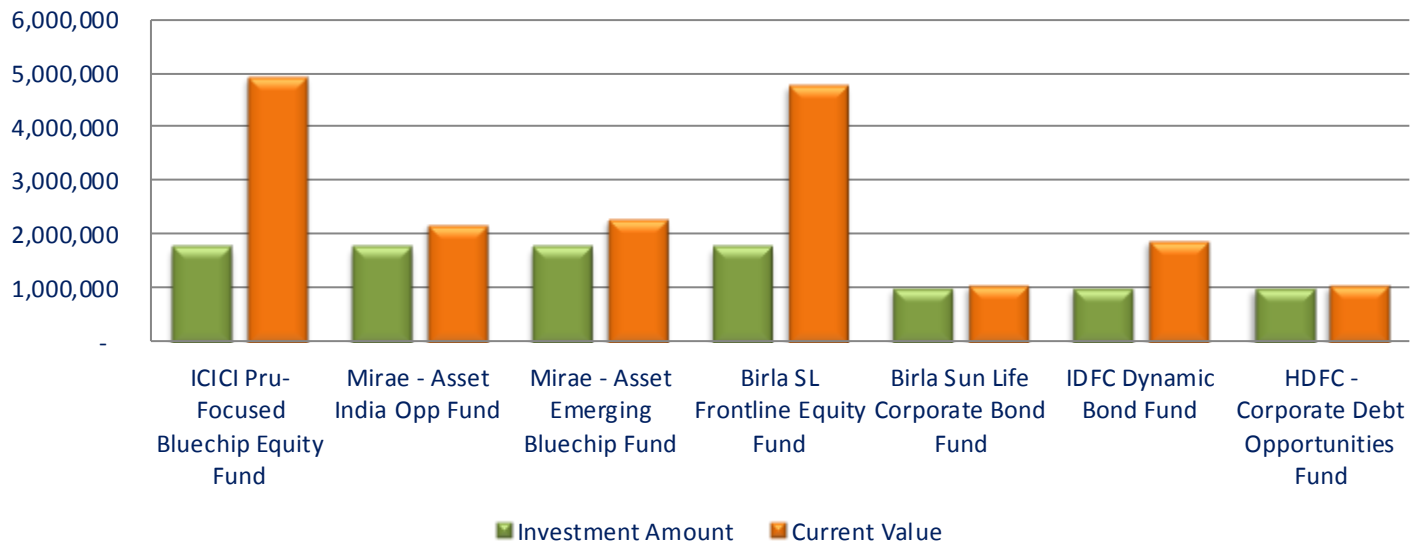
Assets	Percentage Allocation
Debt	30%
Equity	70%

Portfolio Components & Investment Amount:

Moderately Aggressive

Asset Class	Funds	Investment Amount	Current Value
Equity	ICICI Pru-Focused Bluechip Equity Fund	1,750,000	4,921,197.52
Equity	Mirae - Asset India Opp Fund	1,750,000	2,192,692.58
Equity	Mirae - Asset Emerging Bluechip Fund	1,750,000	2,282,033.65
Equity	Birla SL Frontline Equity Fund	1,750,000	4,756,437.74
Debt	Birla Sun Life Corporate Bond Fund	1,000,000	1,069,646.02
Debt	IDFC Dynamic Bond Fund	1,000,000	1,888,571.90
Debt	HDFC - Corporate Debt Opportunities Fund	1,000,000	1,054,049.02

Moderately Aggressive

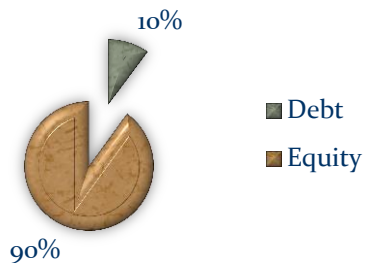




Aggressive Portfolio:

Total Investment	10,000,000	No. of Funds	7
Portfolio Value	19,807,404.74	Portfolio CAGR since Inception	15.55%

Portfolio Allocation:



Assets	Percentage Allocation
Debt	10%
Equity	90%

Portfolio Components & Investment Amount:

Aggressive

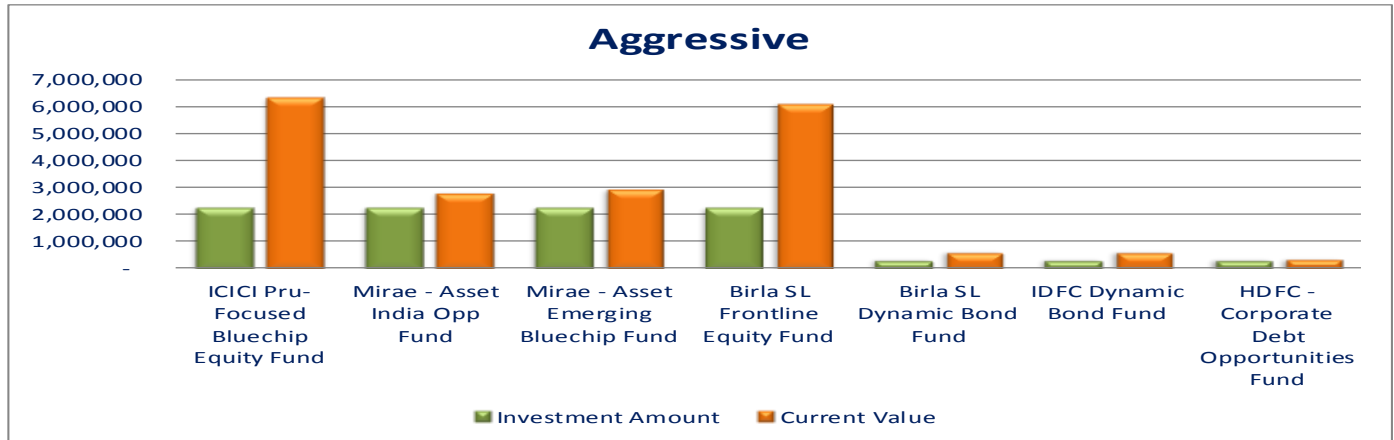
Asset Class	Funds	Investment Amount	Current Value
Equity	ICICI Pru-Focused Bluechip Equity Fund	2,250,000	6,327,253.95
Equity	Mirae - Asset India Opp Fund	2,250,000	2,819,176.19
Equity	Mirae - Asset Emerging Bluechip Fund	2,250,000	2,934,043.30
Equity	Birla SL Frontline Equity Fund	2,250,000	6,115,419.72
Debt	Birla SL Dynamic Bond Fund	333,333	630,638.93
Debt	IDFC Dynamic Bond Fund	333,333	629,523.33
Debt	HDFC - Corporate Debt Opportunities Fund	333,333	351,349.32



Wealthcare



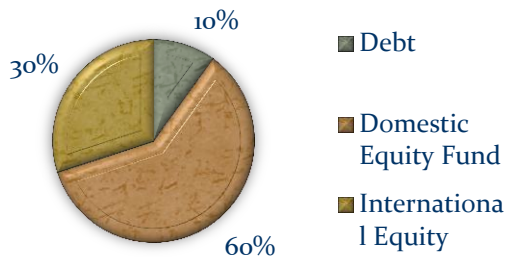
Nominated for CNBC Financial Advisor awards



Aggressive Global Portfolio:

Total Investment	10,000,000	No. of Funds	10
Portfolio Value	19,718,383.75	Portfolio CAGR since Inception	14.10%

Portfolio Allocation:

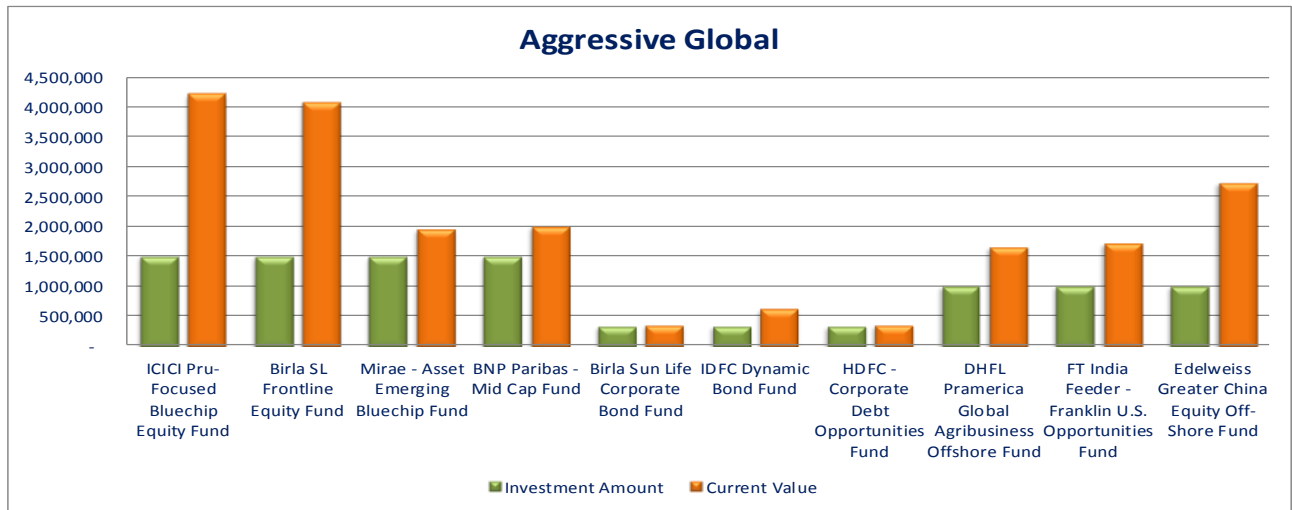


Assets	Percentage Allocation
Debt	10%
Domestic Equity	60%
International Equity	30%

Portfolio Components & Investment Amount:

Aggressive Global

Asset Class	Funds	Investment Amount	Current Value
Domestic	ICICI Pru-Focused Bluechip Equity Fund	1,500,000	4,218,169.31
Domestic	Birla SL Frontline Equity Fund	1,500,000	4,076,946.63
Domestic	Mirae - Asset Emerging Bluechip Fund	1,500,000	1,956,028.85
Domestic	BNP Paribas - Mid Cap Fund	1,500,000	2,006,191.78
Debt	Birla Sun Life Corporate Bond Fund	333,333	356,548.32
Debt	IDFC Dynamic Bond Fund	333,333	629,523.33
Debt	HDFC - Corporate Debt Opportunities Fund	333,333	351,349.32
Global	DHFL Pramerica Global Agribusiness Offshore Fund	1,000,000	1,659,914.71
Global	FT India Feeder - Franklin U.S. Opportunities Fund	1,000,000	1,726,630.34
Global	Edelweiss Greater China Equity Off-Shore Fund	1,000,000	2,737,081.16



Thank You

Assumptions:

Start date is considered for all the schemes of 02-Aug-2010. Schemes: Birla SL Dynamic Bond Fund, Tata Dynamic Bond Fund, BNP Paribas Equity Fund, Franklin India Blue chip Fund has been sold at 28-Feb-2017 and new scheme that are purchased at the place of sold schemes, on 1-March-2017 are Birla Sun Life Corporate Bond Fund, L&T - Resurgent India Corporate Bond Fund, Mirae - Asset India Opp Fund, Mirae - Asset Emerging Blue-chip Fund, HDFC - Corporate Debt Opportunities Fund.

Disclaimer:

This Model portfolio is prepared on the basis of information provided by internal sources and certain assumptions made by us are disclosed in the section of assumptions. Mutual fund investments are subject to market risks. Please read the scheme information and other related documents before investing. Past performance is not indicative of future returns. Please consider your specific investment requirements before choosing a fund, or designing a portfolio that suits your needs.