



Wealthcare



Nominated for  
CNBC Financial Advisor awards



# Model Portfolio

Prepared by: WealthcareSecurities Pvt. Ltd.

Mar 2017

A-54A, Lower Ground Floor, Lajpat Nagar-II, New Delhi-

110024



Wealthcare



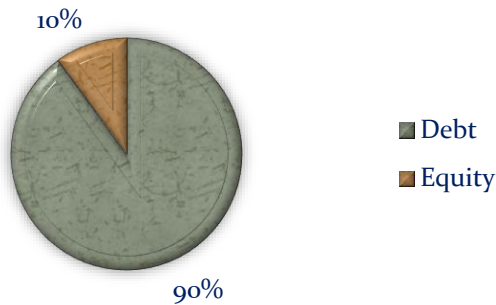
Nominated for CNBC Financial Advisor awards



### Conservative Portfolio.

Total Investment	10,000,000	No. of Funds	5
Portfolio Value	14,124,157	Portfolio CAGR since Inception	10.66%

### Portfolio Allocation:



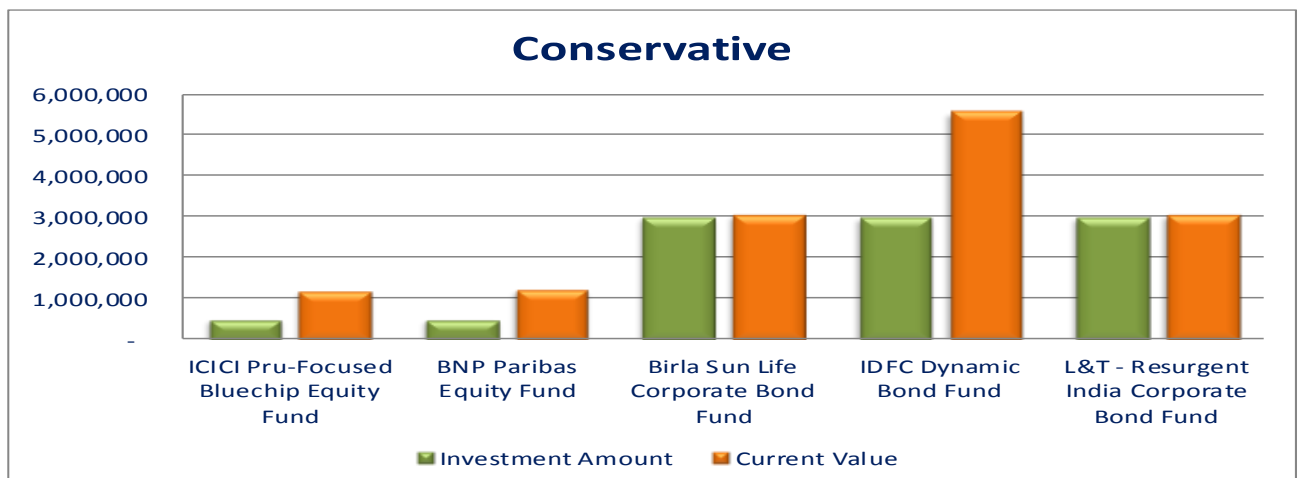
Assets	Percentage Allocation
Debt	90%
Equity	10%

### Portfolio Components & Investment Amount

#### Conservative

Asset Class	Funds	Investment Amount	Current Value
Equity	ICICI Pru-Focused Bluechip Equity Fund	500,000	1,206,813
Equity	BNP Paribas Equity Fund	500,000	1,232,206
Debt	Birla Sun Life Corporate Bond Fund	3,000,000	3,055,504
Debt	IDFC Dynamic Bond Fund	3,000,000	5,575,033
Debt	L&T - Resurgent India Corporate Bond Fund	3,000,000	3,054,601

#### Conservative





Wealthcare



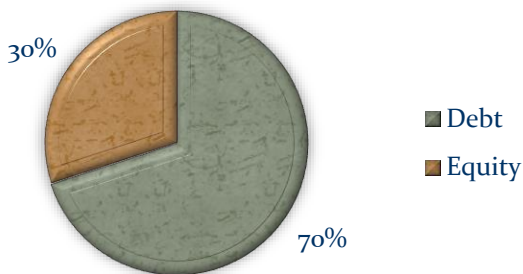
Nominated for CNBC Financial Advisor awards



## Moderately Conservative Portfolio

Total Investment	10,000,000	No. of Funds	6
Portfolio Value	14,710,976	Portfolio CAGR since Inception	11.23%

### Portfolio Allocation:



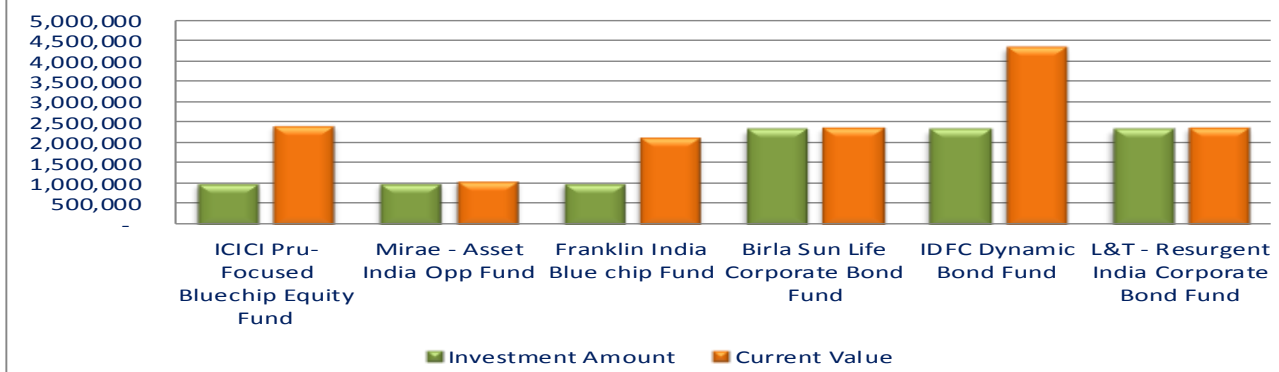
Assets	Percentage Allocation
Debt	70%
Equity	30%

## Portfolio Components & Investment Amount

### Moderately Conservative

Asset Class	Funds	Investment Amount	Current Value
Equity	ICICI Pru-Focused Bluechip Equity Fund	1,000,000	2,413,627
Equity	Mirae - Asset India Opp Fund	1,000,000	1,058,361
Equity	Franklin India Blue chip Fund	1,000,000	2,150,548
Debt	Birla Sun Life Corporate Bond Fund	2,333,333	2,376,503
Debt	IDFC Dynamic Bond Fund	2,333,333	4,336,136
Debt	L&T - Resurgent India Corporate Bond Fund	2,333,333	2,375,800

### Moderately Conservative





Wealthcare




Nominated for  
CNBC Financial Advisor awards



## Balanced Portfolio.

Total Investment	10,000,000	No. of Funds	6
Portfolio Value	15,862,635	Portfolio CAGR since Inception	11.96%

## Portfolio Allocation

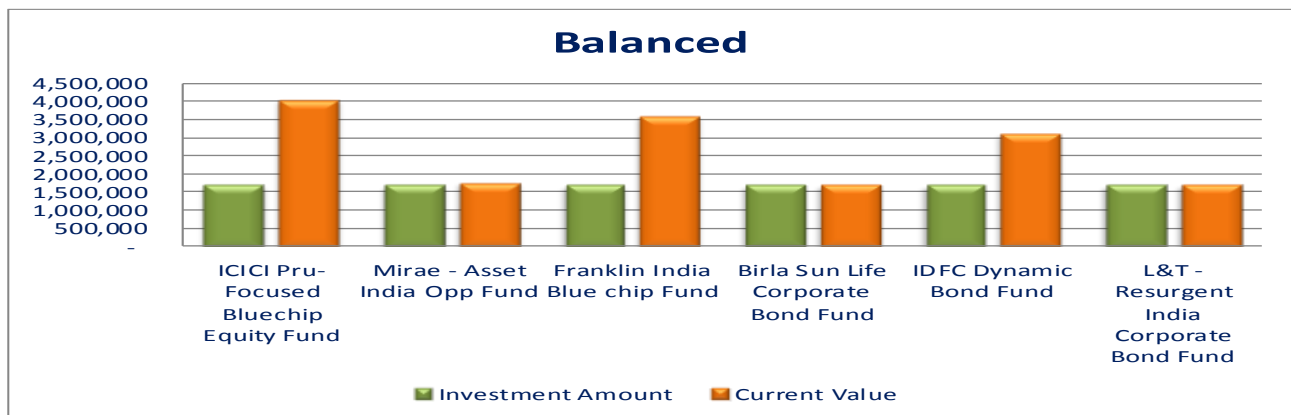


Assets	Percentage Allocation
Debt	50%
Equity	50%

## Portfolio Components & Investment Amount

### Balanced

Asset Class	Funds	Investment Amount	Current Value
Equity	ICICI Pru-Focused Bluechip Equity Fund	1,666,667	4,022,710
Equity	Mirae - Asset India Opp Fund	1,666,667	1,763,936
Equity	Franklin India Blue chip Fund	1,666,667	3,584,246
Debt	Birla Sun Life Corporate Bond Fund	1,666,667	1,697,503
Debt	IDFC Dynamic Bond Fund	1,666,667	3,097,239
Debt	L&T - Resurgent India Corporate Bond Fund	1,666,667	1,697,001





Wealthcare



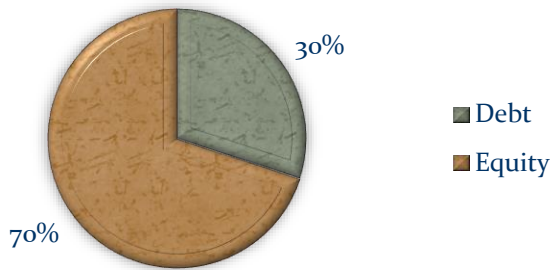
Nominated for CNBC Financial Advisor awards



### Moderately Aggressive Portfolio:

Total Investment	10,000,000	No. of Funds	7
Portfolio Value	16,096,991	Portfolio CAGR since Inception	13.61%

### Portfolio Allocation:



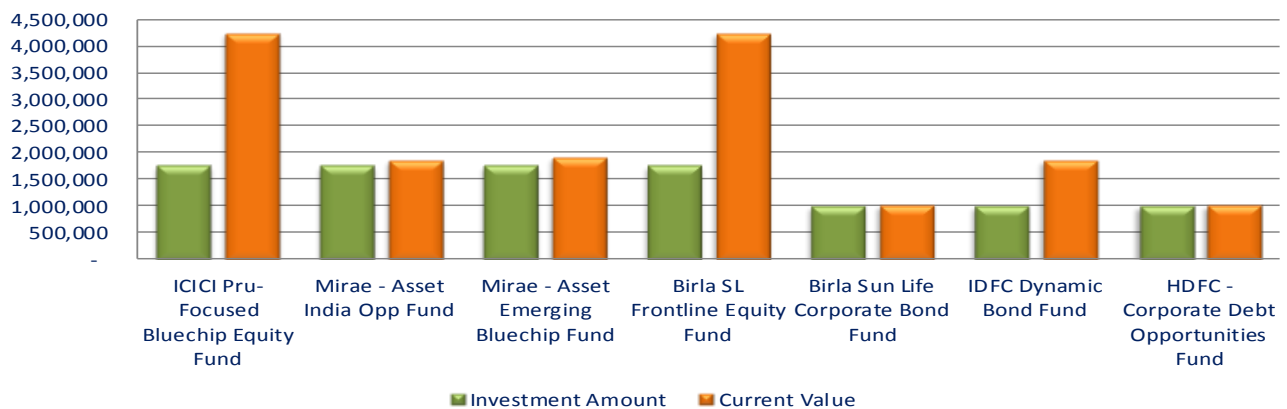
Assets	Percentage Allocation
Debt	30%
Equity	70%

### Portfolio Components & Investment Amount:

#### Moderately Aggressive

Asset Class	Funds	Investment Amount	Current Value
Equity	ICICI Pru-Focused Bluechip Equity Fund	1,750,000	4,223,847
Equity	Mirae - Asset India Opp Fund	1,750,000	1,852,132
Equity	Mirae - Asset Emerging Bluechip Fund	1,750,000	1,914,205
Equity	Birla SL Frontline Equity Fund	1,750,000	4,217,385
Debt	Birla Sun Life Corporate Bond Fund	1,000,000	1,018,501
Debt	IDFC Dynamic Bond Fund	1,000,000	1,858,344
Debt	HDFC - Corporate Debt Opportunities Fund	1,000,000	1,012,577

#### Moderately Aggressive





Wealthcare



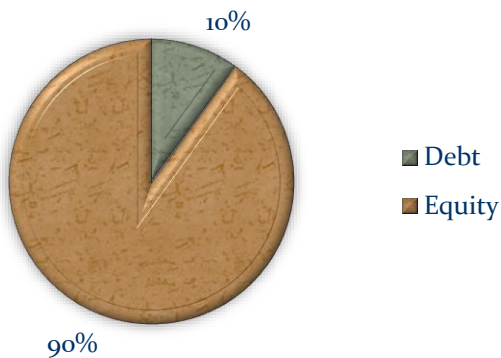
Nominated for  
CNBC Financial Advisor awards



## Aggressive Portfolio:

Total Investment	10,000,000	No. of Funds	7
Portfolio Value	17,265,173	Portfolio CAGR since Inception	14.11%

## Portfolio Allocation:



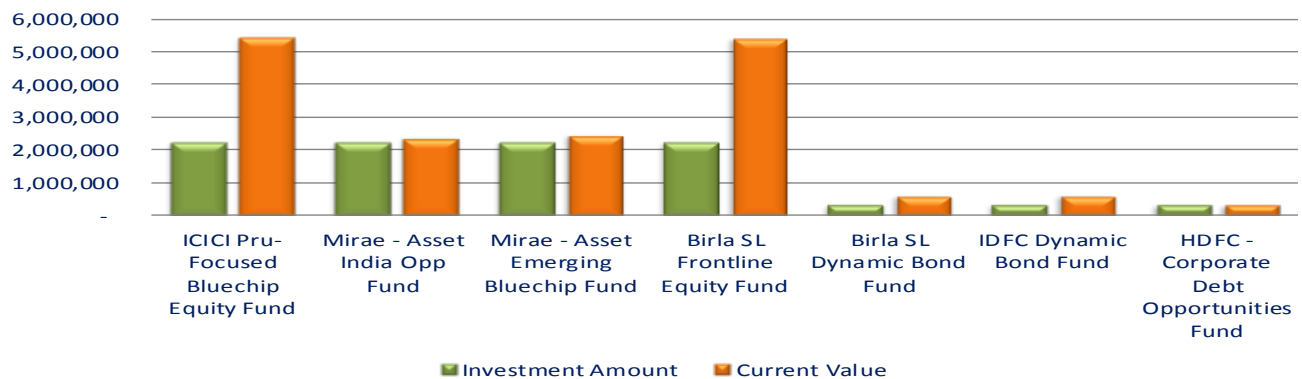
Assets	Percentage Allocation
Debt	10%
Equity	90%

## Portfolio Components & Investment Amount:

### Aggressive

Asset Class	Funds	Investment Amount	Current Value
Equity	ICICI Pru-Focused Bluechip Equity Fund	2,250,000	5,430,661
Equity	Mirae - Asset India Opp Fund	2,250,000	2,381,313
Equity	Mirae - Asset Emerging Bluechip Fund	2,250,000	2,461,120
Equity	Birla SL Frontline Equity Fund	2,250,000	5,422,352
Debt	Birla SL Dynamic Bond Fund	333,333	612,755
Debt	IDFC Dynamic Bond Fund	333,333	619,448
Debt	HDFC - Corporate Debt Opportunities Fund	333,333	337,525

### Aggressive





Wealthcare



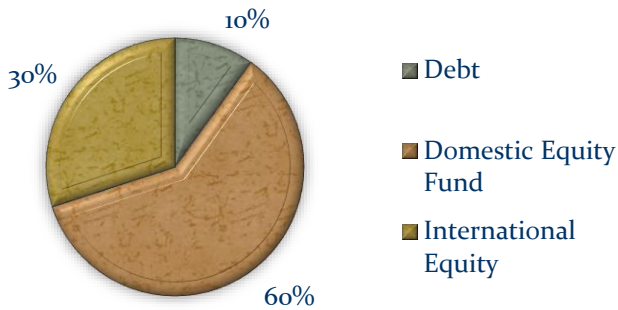
Nominated for CNBC Financial Advisor awards



### Aggressive Global Portfolio:

Total Investment	10,000,000	No. of Funds	10
Portfolio Value	16,991,899	Portfolio CAGR since Inception	12.62%

### Portfolio Allocation:



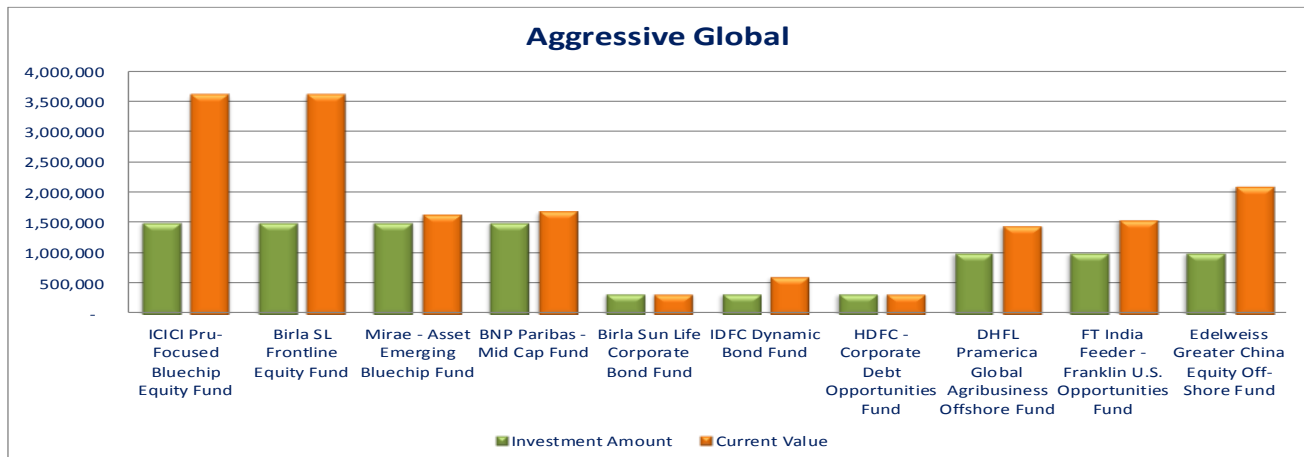
Assets	Percentage Allocation
Debt	10%
Domestic Equity	60%
International Equity	30%

### Portfolio Components & Investment Amount:

#### Aggressive Global

Asset Class	Funds	Investment Amount	Current Value
Domestic	ICICI Pru-Focused Bluechip Equity Fund	1,500,000	3,620,440
Domestic	Birla SL Frontline Equity Fund	1,500,000	3,614,901
Domestic	Mirae - Asset Emerging Bluechip Fund	1,500,000	1,640,747
Domestic	BNP Paribas - Mid Cap Fund	1,500,000	1,695,121
Debt	Birla Sun Life Corporate Bond Fund	333,333	339,500
Debt	IDFC Dynamic Bond Fund	333,333	619,448
Debt	HDFC - Corporate Debt Opportunities Fund	333,333	337,525
Global	DHFL Pramerica Global Agribusiness Offshore Fund	1,000,000	1,461,620
Global	FT India Feeder - Franklin U.S. Opportunities Fund	1,000,000	1,557,328
Global	Edelweiss Greater China Equity Off-Shore Fund	1,000,000	2,105,268

#### Aggressive Global





# Thank You

## Assumptions:

Start date is considered for all the schemes of 02-Aug-2010. Schemes: Birla SL Dynamic Bond Fund, Tata Dynamic Bond Fund, BNP Paribas Equity Fund, Franklin India Blue chip Fund has been sold at 28-Feb-2017 and new scheme that are purchased at the place of sold schemes, on 1-March-2017 are Birla Sun Life Corporate Bond Fund, L&T - Resurgent India Corporate Bond Fund, Mirae - Asset India Opp Fund, Mirae - Asset Emerging Bluechip Fund, HDFC - Corporate Debt Opportunities Fund.

## Disclaimer:

This Model portfolio is prepared on the basis of information provided by internal sources and certain assumptions made by us are disclosed in the section of assumptions. Mutual fund investments are subject to market risks. Please read the scheme information and other related documents before investing. Past performance is not indicative of future returns. Please consider your specific investment requirements before choosing a fund, or designing a portfolio that suits your needs.