



Wealthcare



Nominated for  
CNBC Financial Advisor awards



# Model Portfolio

Prepared by: WealthcareSecurities Pvt. Ltd.

Sept 2017

A-54A, Lower Ground Floor, Lajpat Nagar-II, New Delhi-

110024



Wealthcare



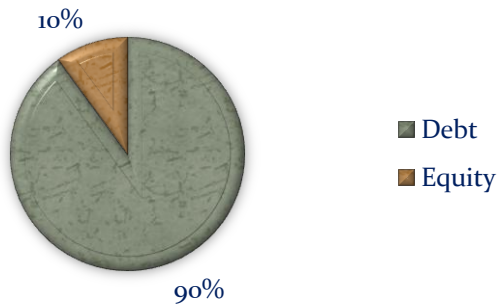
Nominated for CNBC Financial Advisor awards



### Conservative Portfolio.

Total Investment	10,000,000	No. of Funds	5
Portfolio Value	14,675,417	Portfolio CAGR since Inception	10.50%

### Portfolio Allocation:



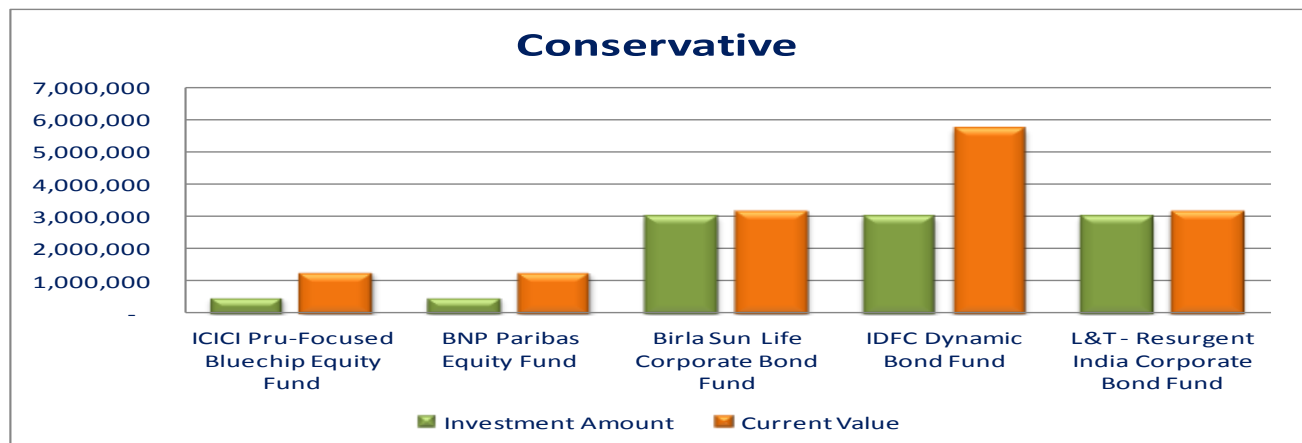
Assets	Percentage Allocation
Debt	90%
Equity	10%

### Portfolio Components & Investment Amount

#### Conservative

Asset Class	Funds	Investment Amount	Current Value
Equity	ICICI Pru-Focused Bluechip Equity Fund	500,000	1,289,745
Equity	BNP Paribas Equity Fund	500,000	1,280,721
Debt	Birla Sun Life Corporate Bond Fund	3,000,000	3,184,456
Debt	IDFC Dynamic Bond Fund	3,000,000	5,756,121
Debt	L&T - Resurgent India Corporate Bond Fund	3,000,000	3,164,374

#### Conservative





Wealthcare



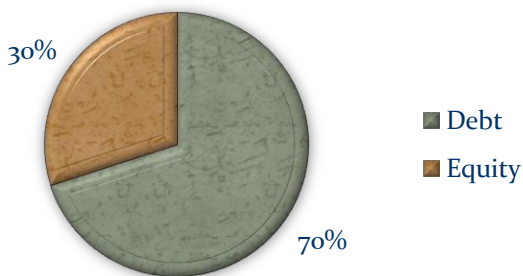
Nominated for CNBC Financial Advisor awards



## Moderately Conservative Portfolio

Total Investment	10,000,000	No. of Funds	6
Portfolio Value	15,358,024	Portfolio CAGR since Inception	11.17%

### Portfolio Allocation:



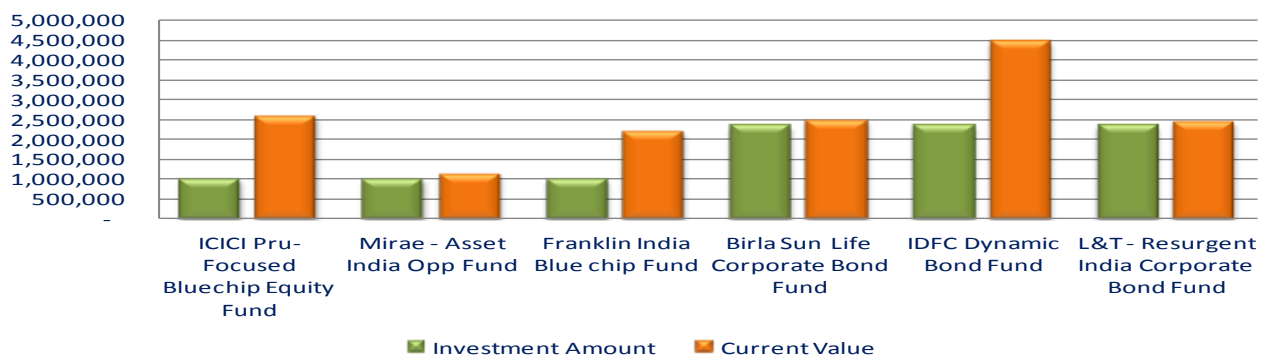
Assets	Percentage Allocation
Debt	70%
Equity	30%

## Portfolio Components & Investment Amount

### Moderately Conservative

Asset Class	Funds	Investment Amount	Current Value
Equity	ICICI Pru-Focused Bluechip Equity Fund	1,000,000	2,579,491
Equity	Mirae - Asset India Opp Fund	1,000,000	1,143,692
Equity	Franklin India Blue chip Fund	1,000,000	2,219,881
Debt	Birla Sun Life Corporate Bond Fund	2,333,333	2,476,798
Debt	IDFC Dynamic Bond Fund	2,333,333	4,476,983
Debt	L&T - Resurgent India Corporate Bond Fund	2,333,333	2,461,179

### Moderately Conservative





Wealthcare




Nominated for  
CNBC Financial Advisor awards



## Balanced Portfolio:

Total Investment	10,000,000	No. of Funds	6
Portfolio Value	16,630,077	Portfolio CAGR since Inception	11.95%

## Portfolio Allocation

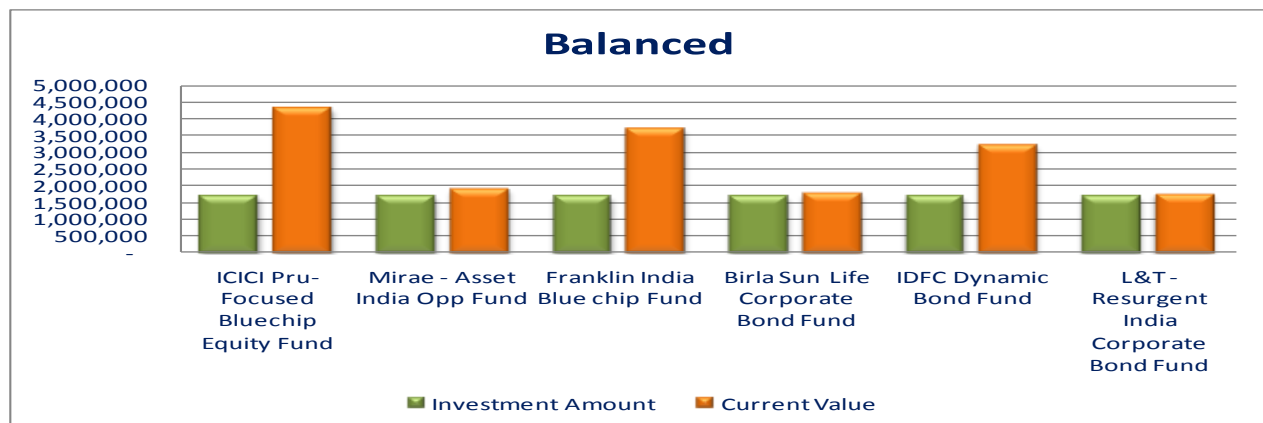


Assets	Percentage Allocation
Debt	50%
Equity	50%

## Portfolio Components & Investment Amount

### Balanced

Asset Class	Funds	Investment Amount	Current Value
Equity	ICICI Pru-Focused Bluechip Equity Fund	1,666,667	4,299,149
Equity	Mirae - Asset India Opp Fund	1,666,667	1,906,154
Equity	Franklin India Blue chip Fund	1,666,667	3,699,801
Debt	Birla Sun Life Corporate Bond Fund	1,666,667	1,769,142
Debt	IDFC Dynamic Bond Fund	1,666,667	3,197,844
Debt	L&T - Resurgent India Corporate Bond Fund	1,666,667	1,757,986





Wealthcare



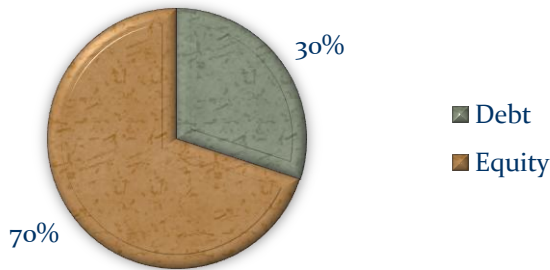
Nominated for CNBC Financial Advisor awards



### Moderately Aggressive Portfolio:

Total Investment	10,000,000	No. of Funds	7
Portfolio Value	17,018,068	Portfolio CAGR since Inception	13.57%

### Portfolio Allocation:

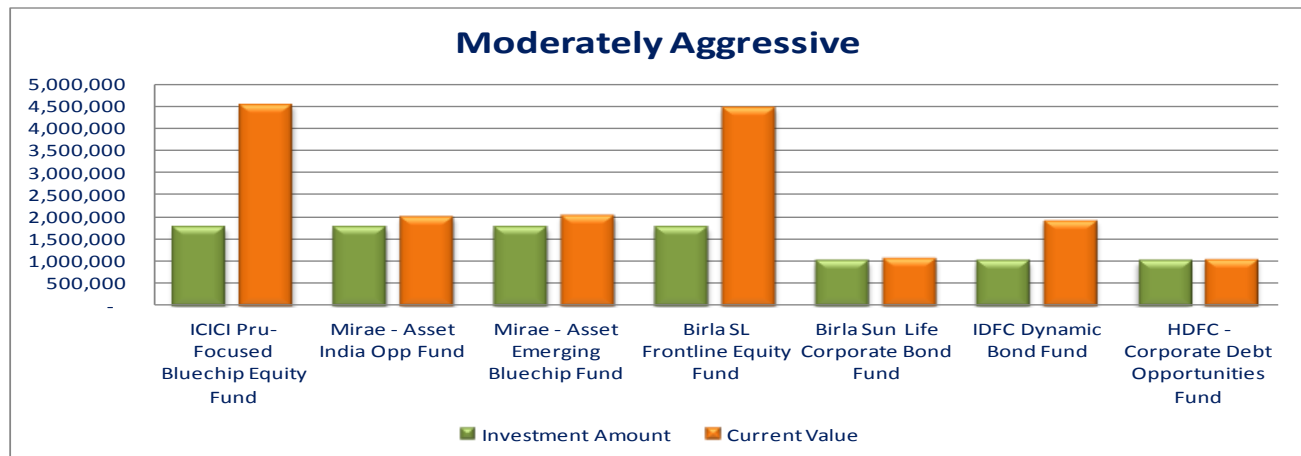


Assets	Percentage Allocation
Debt	30%
Equity	70%

### Portfolio Components & Investment Amount:

#### Moderately Aggressive

Asset Class	Funds	Investment Amount	Current Value
Equity	ICICI Pru-Focused Bluechip Equity Fund	1,750,000	4,514,109
Equity	Mirae - Asset India Opp Fund	1,750,000	2,001,461
Equity	Mirae - Asset Emerging Bluechip Fund	1,750,000	2,023,145
Equity	Birla SL Frontline Equity Fund	1,750,000	4,451,672
Debt	Birla Sun Life Corporate Bond Fund	1,000,000	1,061,485
Debt	IDFC Dynamic Bond Fund	1,000,000	1,918,707
Debt	HDFC - Corporate Debt Opportunities Fund	1,000,000	1,047,489





Wealthcare



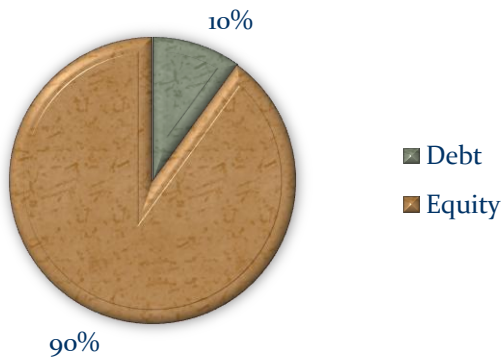
Nominated for  
CNBC Financial Advisor awards



## Aggressive Portfolio.

Total Investment	10,000,000	No. of Funds	7
Portfolio Value	18,332,579	Portfolio CAGR since Inception	14.16%

### Portfolio Allocation:

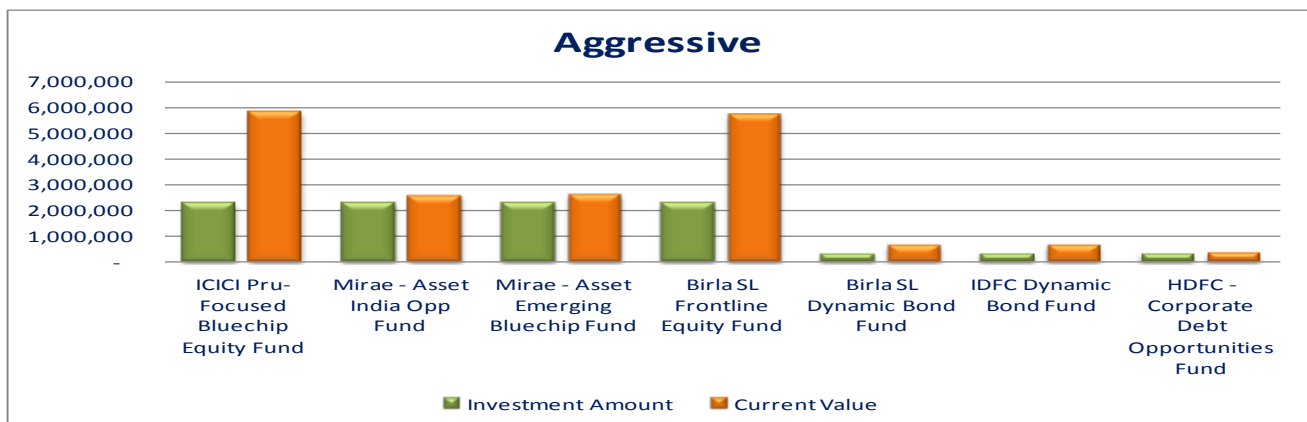


Assets	Percentage Allocation
Debt	10%
Equity	90%

### Portfolio Components & Investment Amount:

#### Aggressive

Asset Class	Funds	Investment Amount	Current Value
Equity	ICICI Pru-Focused Bluechip Equity Fund	2,250,000	5,803,854
Equity	Mirae - Asset India Opp Fund	2,250,000	2,573,307
Equity	Mirae - Asset Emerging Bluechip Fund	2,250,000	2,601,186
Equity	Birla SL Frontline Equity Fund	2,250,000	5,723,578
Debt	Birla SL Dynamic Bond Fund	333,333	641,922
Debt	IDFC Dynamic Bond Fund	333,333	639,568
Debt	HDFC - Corporate Debt Opportunities Fund	333,333	349,163





Wealthcare

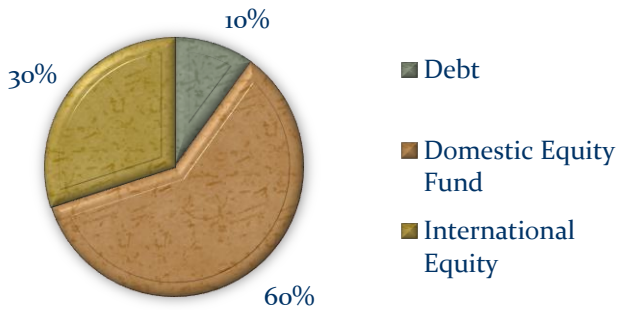


Nominated for  
CNBC Financial Advisor awards

## Aggressive Global Portfolio.

Total Investment	10,000,000	No. of Funds	10
Portfolio Value	18,342,367	Portfolio CAGR since Inception	12.98%

### Portfolio Allocation:



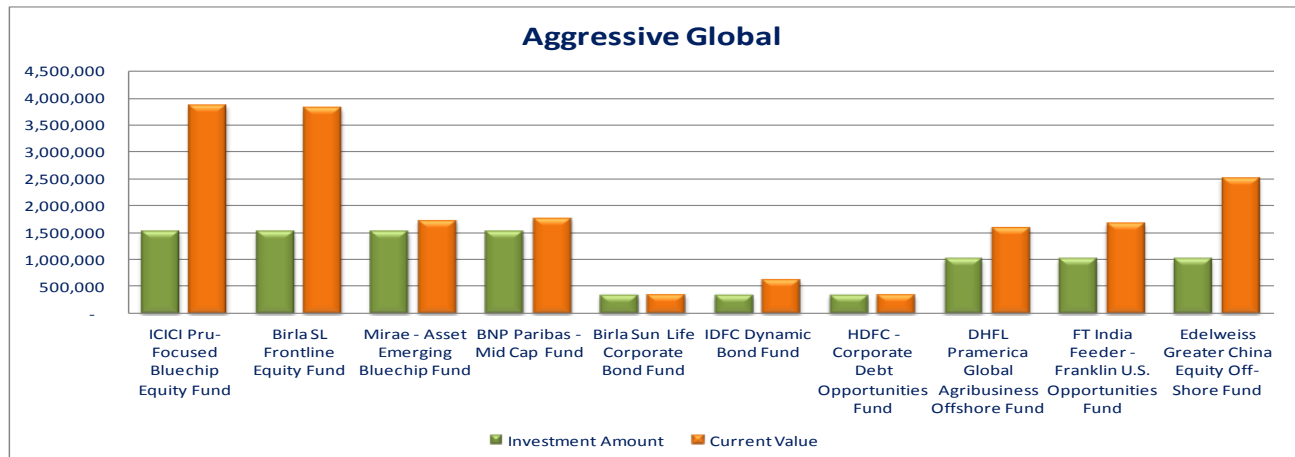
Assets	Percentage Allocation
Debt	10%
Domestic Equity	60%
International Equity	30%

### Portfolio Components & Investment Amount:

#### Aggressive Global

Asset Class	Funds	Investment Amount	Current Value
Domestic	ICICI Pru-Focused Bluechip Equity Fund	1,500,000	3,869,236
Domestic	Birla SL Frontline Equity Fund	1,500,000	3,815,719
Domestic	Mirae - Asset Emerging Bluechip Fund	1,500,000	1,734,124
Domestic	BNP Paribas - Mid Cap Fund	1,500,000	1,776,778
Debt	Birla Sun Life Corporate Bond Fund	333,333	353,828
Debt	IDFC Dynamic Bond Fund	333,333	639,568
Debt	HDFC - Corporate Debt Opportunities Fund	333,333	349,163
Global	DHFL Pramerica Global Agribusiness Offshore Fund	1,000,000	1,600,213
Global	FT India Feeder - Franklin U.S. Opportunities Fund	1,000,000	1,683,955
Global	Edelweiss Greater China Equity Off-Shore Fund	1,000,000	2,519,782

#### Aggressive Global



# Thank You

## Assumptions:

Start date is considered for all the schemes of 02-Aug-2010. Schemes: Birla SL Dynamic Bond Fund, Tata Dynamic Bond Fund, BNP Paribas Equity Fund, Franklin India Blue chip Fund has been sold at 28-Feb-2017 and new scheme that are purchased at the place of sold schemes, on 1-March-2017 are Birla Sun Life Corporate Bond Fund, L&T - Resurgent India Corporate Bond Fund, Mirae - Asset India Opp Fund, Mirae - Asset Emerging Blue-chip Fund, HDFC - Corporate Debt Opportunities Fund.

## Disclaimer:

This Model portfolio is prepared on the basis of information provided by internal sources and certain assumptions made by us are disclosed in the section of assumptions. Mutual fund investments are subject to market risks. Please read the scheme information and other related documents before investing. Past performance is not indicative of future returns. Please consider your specific investment requirements before choosing a fund, or designing a portfolio that suits your needs.